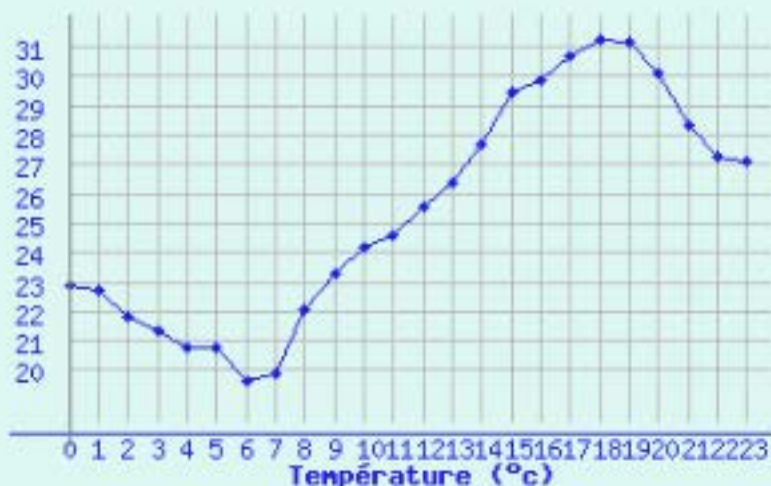


Tableau d'observations pour Luxembourg (Lux) (379 m)

[Carte] - [Clim. mensuelle] - [Observations d'aujourd'hui]

<< samedi 27 juillet 2013 >>

Station : Date :



Température Maxi.	Température Mini.	Rafale maxi.	Précipitations 24h	Ensoleillement
31.3 °C	19.6 °C	32 km/h	0 mm	N/A

Température Maxi.	Température Mini.	Rafale maxi.	Précipitations 24h	Ensoleillement
31.3 °C	19.6 °C	32 km/h	0 mm	N/A

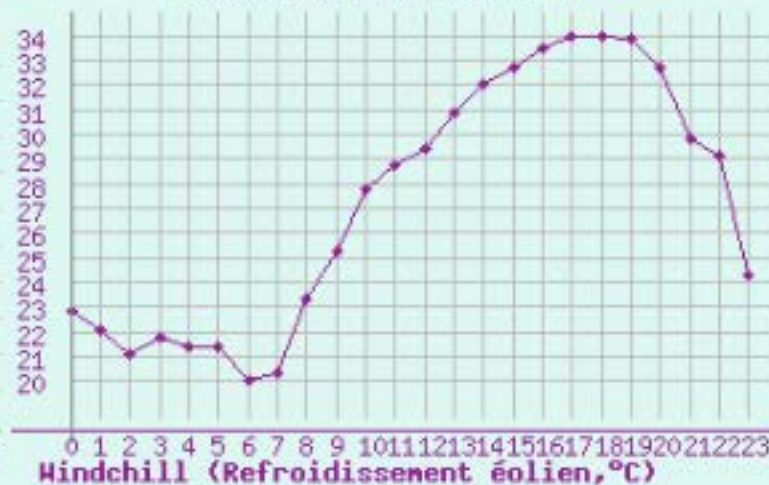
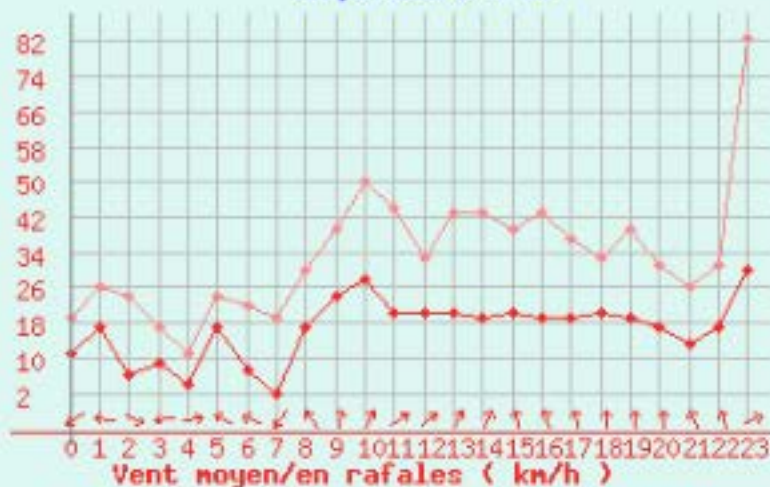
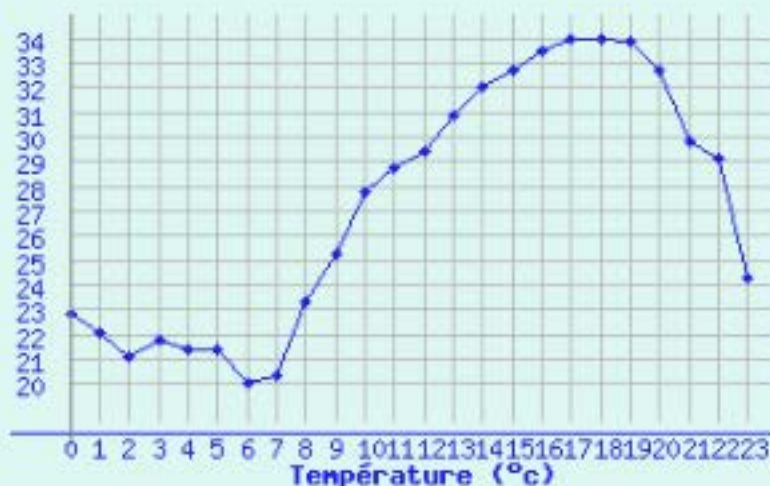
Heure locale	Néb.	Temps	Visi	Température	Humidité	Humidex	Windchill	Vent (rafales)		Pression	Précip. mm/h
23 h	7/8		30 km	27.1 °C	46%	30.7	27.1 °C	↑	7 km/h (14 km/h)	1005.3 hPa	
22 h	3/8		30 km	27.3 °C	49%	31.4	27.3 °C	↖	7 km/h (11 km/h)	1004.7 hPa	
21 h	1/8		30 km	28.3 °C	46%	32.6	28.3 °C	←	7 km/h (11 km/h)	1004.2 hPa	
20 h	1/8		30 km	30.1 °C	41%	34.2	30.1 °C	↖	7 km/h (29 km/h)	1004.2 hPa	aucune (12h)
19 h	1/8		28 km	31.2 °C	41%	35.7	31.2 °C	↖	11 km/h (22 km/h)	1004.6 hPa	
18 h	2/8		25 km	31.3 °C	42%	36.1	31.3 °C	↑	11 km/h (18 km/h)	1005.4 hPa	
17 h	2/8		25 km	30.7 °C	47%	36.4	30.7 °C	↑	11 km/h (29 km/h)	1006.1 hPa	
16 h	2/8		25 km	29.9 °C	44%	34.4	29.9 °C	↑	14 km/h (29 km/h)	1007.1 hPa	
15 h	2/8		25 km	29.5 °C	47%	34.5	29.5 °C	↑	18 km/h (29 km/h)	1007.5 hPa	
14 h	4/8		25 km	27.7 °C	53%	32.9	27.7 °C	↑	14 km/h (32 km/h)	1008.2 hPa	aucune (sur 6h)
13 h	4/8		25 km	26.4 °C	58%	31.9	26.4 °C	↑	11 km/h (18 km/h)	1008.7 hPa	
12 h	5/8		25 km	25.6 °C	59%	30.6	25.6 °C	↗	7 km/h (29 km/h)	1009.1 hPa	
11 h	6/8		25 km	24.6 °C	65%	30.1	24.6 °C	↗	18 km/h (25 km/h)	1009.7 hPa	
10 h	6/8		20 km	24.2 °C	66%	29.7	24.2 °C	↑	14 km/h (25 km/h)	1009.1 hPa	
9 h	5/8		20 km	23.3 °C	73%	29.3	23.3 °C	↖	11 km/h (14 km/h)	1008.7 hPa	
8 h	5/8		15 km	22.1 °C	81%	28.5	22.1 °C	←	7 km/h (14 km/h)	1009.4 hPa	aucune (12h)
7 h	5/8		12 km	19.9 °C	91%	26.1	19.9 °C	←	7 km/h (14 km/h)	1009.9 hPa	
6 h	5/8		12 km	19.6 °C	91%	25.6	19.6 °C	↙	11 km/h (14 km/h)	1010.4 hPa	
5 h	5/8		18 km	20.8 °C	87%	27.1	20.8 °C	←	11 km/h (14 km/h)	1010.7 hPa	
4 h	7/8		18 km	20.8 °C	87%	27.1	20.8 °C	↙	7 km/h (11 km/h)	1011.3 hPa	
3 h			10 km	21.3 °C	85%	27.7	21.3 °C	↙	11 km/h (11 km/h)	1012 hPa	
2 h	1/8		20 km	21.8 °C	84%	28.4	21.8 °C	↙	11 km/h (18 km/h)	1012.1 hPa	aucune (sur 6h)
1 h	1/8		20 km	22.7 °C	80%	29.4	22.7 °C	↙	11 km/h (18 km/h)	1011.8 hPa	
0 h	2/8		22 km	22.9 °C	78%	29.5	22.9 °C	↙	11 km/h (18 km/h)	1012 hPa	

Tableau d'observations pour Metz-Nancy-Lorraine (57) (264 m)

[Carte] - [Clim. mensuelle] - [Observations d'aujourd'hui] - [Prévisions]

<< samedi 27 juillet 2013 >>

Station : Metz-Nancy-Lorraine (57) Date : 27 juillet 2013 OK



Température Maxi.	Température Mini.	Rafale maxi.	Précipitations 24h	Ensoleillement
34 °C	20 °C	83 km/h	0 mm	12.9 h

Température Maxi.	Température Mini.	Rafale maxi.	Précipitations 24h	Ensoleillement
34 °C	20 °C	83 km/h	0 mm	12.9 h

Heure locale	Néb.	Temps	Visi	Température	Humidité	Humidex	Windchill	Vent (rafales)		Pression	Précip. mm/h
23 h			60 km	24.3 °C	54%	27.8	24.3 °C	→	30 km/h (83 km/h)	1007.8 hPa ↗	aucune
22 h			55 km	29.1 °C	37%	31.8	29.1 °C	↑	17 km/h (31 km/h)	1005.2 hPa ↗	aucune
21 h			55 km	29.8 °C	35%	32.4	29.8 °C	↑	13 km/h (26 km/h)	1004.3 hPa ↘	aucune
20 h			19 km	32.7 °C	31%	35.4	32.7 °C	↑	17 km/h (31 km/h)	1004 hPa ↘	aucune
19 h			45 km	33.9 °C	28%	36.5	33.9 °C	↑	19 km/h (39 km/h)	1004.1 hPa ↘	aucune
18 h			19 km	34 °C	28%	36.4	34 °C	↑	20 km/h (33 km/h)	1004.9 hPa ↘	aucune
17 h			19 km	34 °C	26%	36.1	34 °C	↑	19 km/h (37 km/h)	1005.7 hPa ↘	aucune
16 h			50 km	33.5 °C	29%	35.9	33.5 °C	↑	19 km/h (43 km/h)	1006.5 hPa ↘	aucune
15 h			45 km	32.7 °C	32%	35.6	32.7 °C	↑	20 km/h (39 km/h)	1007 hPa ↘	aucune
14 h			19 km	32 °C	32%	34.8	32 °C	↑	19 km/h (43 km/h)	1007.7 hPa ↘	aucune
13 h			18 km	30.9 °C	36%	34.2	30.9 °C	↗	20 km/h (43 km/h)	1008.3 hPa ↘	aucune
12 h			19 km	29.4 °C	37%	32.2	29.4 °C	↗	20 km/h (33 km/h)	1009.1 hPa ↗	aucune
11 h			19 km	28.7 °C	40%	31.9	28.7 °C	↗	20 km/h (44 km/h)	1009.4 hPa ↗	aucune
10 h			55 km	27.8 °C	40%	30.5	27.8 °C	↗	28 km/h (50 km/h)	1009.2 hPa →	aucune
9 h			45 km	25.3 °C	48%	28.3	25.3 °C	↑	24 km/h (39 km/h)	1009 hPa ↘	aucune
8 h			40 km	23.3 °C	65%	28	23.3 °C	↖	17 km/h (30 km/h)	1009.4 hPa ↘	aucune
7 h			17 km	20.3 °C	83%	25.7	20.3 °C	↙	2 km/h (19 km/h)	1009.9 hPa ↘	aucune
6 h			16 km	20 °C	85%	25.5	20 °C	←	7 km/h (22 km/h)	1010 hPa ↘	aucune
5 h	8/8		19 km	21.4 °C	83%	27.6	21.4 °C	↖	17 km/h (24 km/h)	1010 hPa ↘	aucune
4 h	8/8		23 km	21.4 °C	81%	27.3	21.4 °C	→	4 km/h (11 km/h)	1011.2 hPa ↗	aucune
3 h	8/8		27 km	21.8 °C	79%	27.7	21.8 °C	←	9 km/h (17 km/h)	1011.2 hPa ↘	aucune
2 h	7/8		26 km	21.1 °C	84%	27.2	21.1 °C	↘	6 km/h (24 km/h)	1011.9 hPa ↘	aucune
1 h			50 km	22.1 °C	76%	27.8	22.1 °C	←	17 km/h (26 km/h)	1011.2 hPa ↘	aucune
0 h			40 km	22.8 °C	74%	28.6	22.8 °C	↙	11 km/h (19 km/h)	1011.7 hPa ↗	aucune